

# Troop 1182 & General Scouting Information

# Important Websites & Links

Scoutbook

<https://scoutbook.scouting.org>

Scoutbook Plus Internet Advancement  
<https://advancements.scouting.org/login>

National Capital Area Council  
<https://www.ncacbsa.org>

MyScouting

<https://my.scouting.org>

Troop Website

<https://troop1182.info>

Troop Communication App

<https://band.us>

Troop Facebook Page

Troop 1182-B

<https://www.facebook.com/profile.php?id=100066898705437>

Troop 1182-G

<https://www.facebook.com/profile.php?id=100067849354893>

# Scoutbook

- ▶ This will be your main source of information as a scout and a parent.
- ▶ You will need a password and username to access this site.
- ▶ You can create an account or reset your username and password.
- ▶ You will be able to see your scout, their rank, their advancements, their patrol, their merit badges, and their awards.
- ▶ If your scout wants to start a merit badge, this page is where you would request a merit badge counselor or if you are a merit badge counselor, you will be able to check off requirements.

# How To:

- ▶ Request a Merit Badge Counselor
  - ▶ Click on your Scout's name
  - ▶ There you will see all the Merit Badges, Awards and Advancements received
  - ▶ Scroll down to Your Scouts Advancement and click
  - ▶ This screen will show your Scouts percentages of items they are working on
  - ▶ Scroll to the bottom of the page to Start Another Merit Badge and click
  - ▶ Scroll again to the bottom and click on Start a Merit Badge
  - ▶ You will see a list of all available Merit Badges with a special badge to the right of the Eagle Required badges
  - ▶ Click on the Merit Badge your scout would like to start
  - ▶ Click on Invite Counselor. This will give you a list of all the counselors. You will then need to find one that serves as the Counselor for the badge you want to start
  - ▶ Another quick way to see who is a MB Counselor is by looking at the list on our Troop 375 website.
  - ▶ Click on the Counselor to Invite them

# National Capital Area Council

- ▶ This site allows you to see the Council calendar, new, events and resources.
- ▶ You can sign up for certain events through this website such as Merit Badge Trail Drive, adult training and certain Council events.
- ▶ If you are not on the Council E-mail Blast, you can also go to resources and sign up. These e-mails are weekly but contain lots of useful information.

# My Scouting

- ▶ This site is for registered adult leaders, volunteers or committee members.
- ▶ You will be able to manage your Youth Protection Training (YPT) and leadership training.
- ▶ Includes Journey to Excellence information for leadership.
- ▶ Awards Central is located here with all information about official awards and recognitions.
- ▶ Scouting Scholarship information is also housed here.

# Troop Website

- ▶ Includes Specific Information On Our Troop
- ▶ Calendar Is Located On The Home Page With Our Upcoming Events
- ▶ Information On Merit Badge Counselors
- ▶ Troop 1182 New Parent Guide
- ▶ Troop Senior Leadership, Patrol Leadership, Scoutmaster And Assistant Scoutmaster List As Well As The Troop Committee Positions
- ▶ Advancement Guides
- ▶ Summer Camp And High Adventure Information
- ▶ National Awards Information
- ▶ Eagle Scout List
- ▶ BSA Forms and Documents
- ▶ Links To Adult And Youth Applications
  - ▶ See **APPLICATIONS AND FORMS** Slide For More Information

# What Does Scouting Cost?

- ▶ Beginning April 1, 2024 costs are:
  - ▶ Scouts - \$85.00 for National Fee + \$80.00 for Council Fee Annually = \$165.00/Year
  - ▶ Registered Adults - \$65.00 National + \$45.00 Council Fee Annually = \$110.00/Year
- ▶ Scouts can earn money to offset cost by signing up to volunteer at Lions Club Snack Bar
- ▶ Some Activities Cost Extra and Will Be Billed To Your Scout Account. Examples:
  - ▶ Campouts
  - ▶ White Water Rafting
  - ▶ Summer Camp
- ▶ Beginning January 1, 2025 National and Council Fees Need to be paid Online



# When & Where Does Our Troop Meet?

- ▶ Meetings Are Most Wednesday
  - ▶ Normal Meetings Are 7:00-8:30
- ▶ The Website Calendar Lists Meeting & Events
- ▶ Our Troop Meets 12 Months A Year
- ▶ Meeting Location:
  - ▶ Parkwest Lions Club, 8620 Sunnygate Dr, Manassas, VA 20109



# Why Should I Get Involved?

- ▶ All Parents Are Welcomed & Encouraged To Take An Active Role In The Troop
- ▶ Even Though We Strive To Make The Troop A “Scout Led” Troop, It Takes A Lot Of Adult Support and Supervision To Provide Resources The Scouts Need to Learn And Be Successful
- ▶ Your Son or Daughter May Need/Want Your Encouragement, Guidance & Participation Along His Scouting Journey
- ▶ Great Way To Stay Connected To What Your Son or Daughter Is Learning
- ▶ Adults Who Participate In Scouting Can Make A Profound Difference In A Scout’s Life
- ▶ Your Son’s or Daughter’s Rank Advancement Is A Commitment From Both Scout & Parent

# Scout Ranks & What To Know

- ▶ There Are 7 Scout Ranks
  - ▶ Scout
  - ▶ Tenderfoot
  - ▶ Second Class
  - ▶ First Class
  - ▶ Star
  - ▶ Life
  - ▶ Eagle
- ▶ It Is Important To Review Your Son's or Daughter's Scout Handbook
- ▶ There Are Several Requirements That You Can Help Your Scout Practice To Increase His Rank

# Scout Ranks

- ▶ Scout Rank
  - ▶ Covers The Basic Scouting Information They Need To Know In Order To Be A Good Scout
  - ▶ Should Be Earned Soon After Joining
- ▶ Tenderfoot, Second Class & First Class
  - ▶ These Ranks Cover Skills in Camping, Hiking, Cooking, First Aid, Nature, Fitness, Swimming, Citizenship & Leadership
    - ▶ Should Be Earned Within The First 1-2 Years
    - ▶ The Scouts Can Earn Requirements For These Ranks At The Same Time However, The Ranks Must Be Earned In Order
- ▶ Star, Life & Eagle
  - ▶ These Ranks Focus on Active Participation, Community Service, Leadership, & Merit Badges
  - ▶ Each Of These Ranks May Take Up To A Year To Earn
- ▶ Scouts Can Work On Advancement Until Their 18<sup>th</sup> Birthday

# What Does My Scout Wear?



## Required:

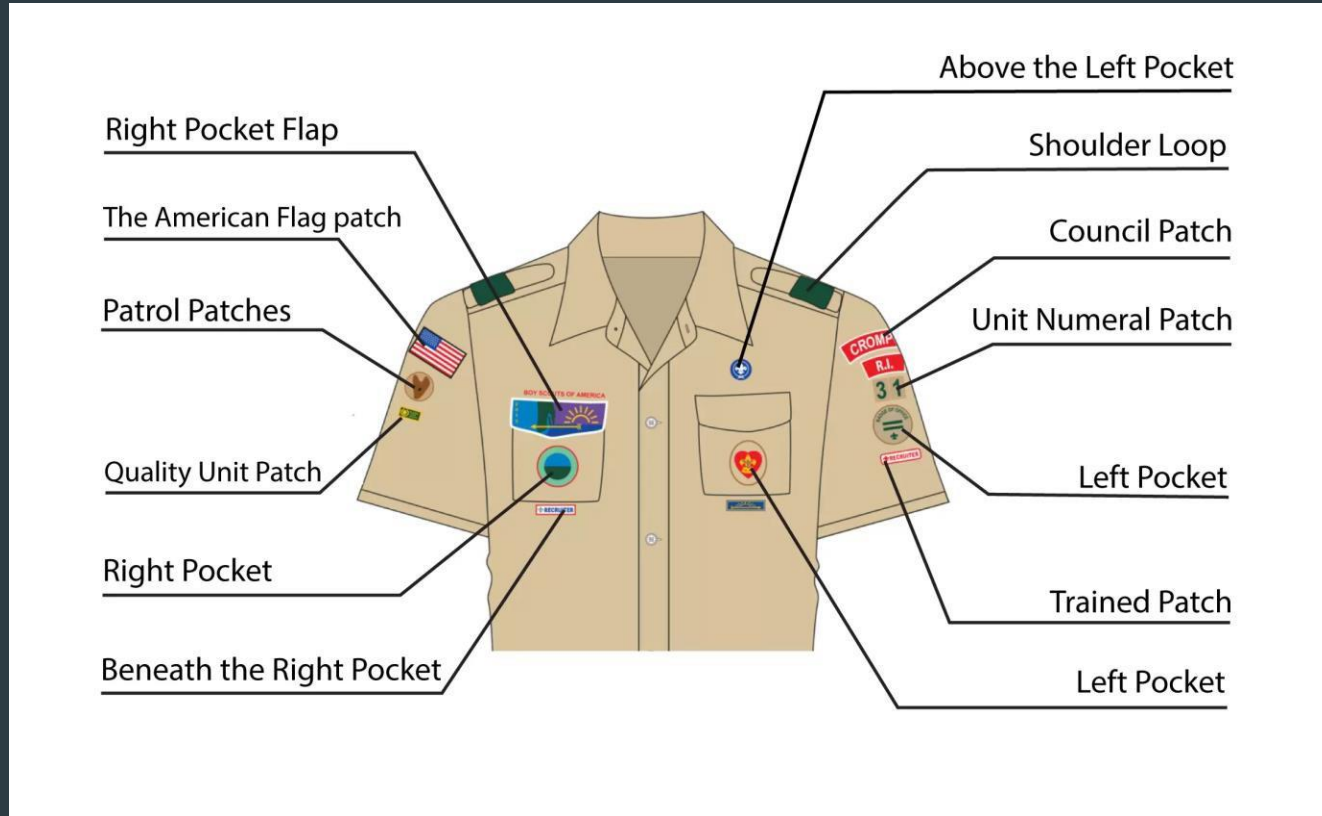
- Class A Shirt *\* Our Troop Does Have Some Used Class A Shirts*
- Neckerchief *\* Provided by the Troop*

## Optional:

- Class B Shirt *\* not pictured but you get through the Troop*
- Hiking Pants
- Hiking Shoes/Boots
- Belt
- Shorts
- Merit Badge Sash
- Hiking Socks



# What Will My Class A Look Like?



# When To Wear The Uniform

## Class “A” Uniform

- ▶ For All Ceremonial Activities
- ▶ Troop Meetings
- ▶ Boards of Review
- ▶ Scoutmaster Conference
- ▶ Courts of Honor
- ▶ Traveling To & From Summer Camp
- ▶ Traveling To & From Scout Functions
- ▶ Anytime A Scout Is Representing The Troop Or BSA In Public

## Class “B” Uniform

- ▶ Meetings During The Summer Months
- ▶ During Campouts
- ▶ Service Projects
- ▶ At Summer Camp



# What Items Does My Scout Need?

## Essentials:



## Great To Have:

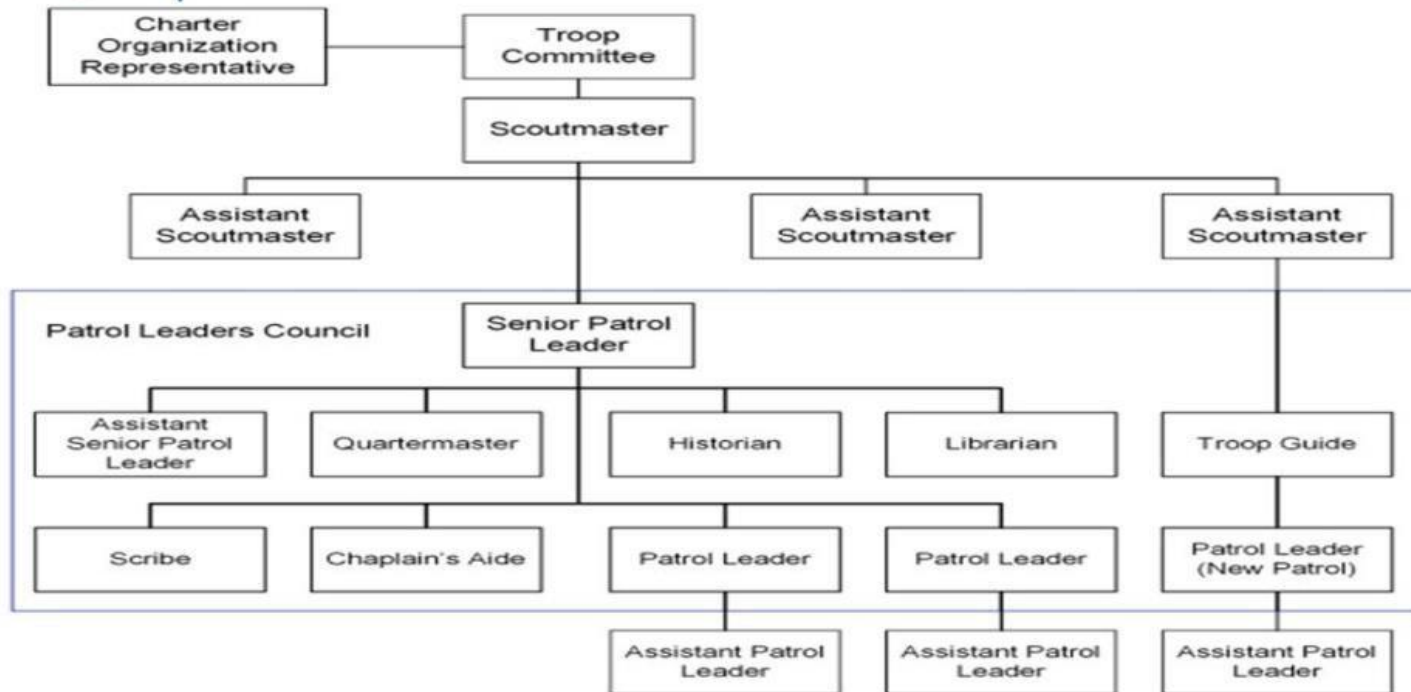




# How Does Our Troop Work?



## Scout Organization



Prepared. For Life.™

# Committee Members

- ▶ Chartered Organization: Parkwest Lion's Club
- ▶ Chartered Organizational Representative: Al Stoffa
- ▶ Committee Chair: Jack Higgins
- ▶ Scoutmaster: Soup Fick

# What Forms Do I Need?

- ▶ One Time
  - ▶ BSA Registration/Application - For The Scout & Any Registered Adults
- ▶ Annually
  - ▶ Activity Consent Form - Scout Only
  - ▶ Medical Forms - Registered Adults & Scouts
    - ▶ Parts A & B Are Required Yearly
    - ▶ Part C Is Required For All Scouts and Only Registered Adults Camping For More Than 72 Hours. ALL Scouts MUST Have Parts A, B & C To Participate in Activities.
      - ▶ Part C MUST Be Signed By A Doctor
- ▶ Youth Protection Training
  - ▶ This Is For Registered Adults and Scouts Over 18 and MUST Be Updated Every 2 Years
  - ▶ YPT Training is on the My Scouting website

# Youth Safety

- ▶ Beginning January 1<sup>st</sup>, 2024, ONLY BSA Registered Adults Are Permitted To Drive & Attend Camping Events With The Troop
- ▶ Registered Adults **MUST** Complete & Remain Current In Their Youth Protection Training ( YPT )
- ▶ No One On One Contact - This Includes:
  - ▶ Texting
  - ▶ Meetings - In-Person or Virtual
  - ▶ E-mailing
  - ▶ Phone Calls
  - ▶ All Forms Of Communication Whether In-Person Or Not MUST Be 2 People Deep
    - ▶ Ex. If Your Son Sends A Text To An Adult Leader, They Must Copy You Or Another Adult
- ▶ Leaders/Adults & Parents May NOT Share Tents With Scouts
- ▶ Scouts Are Only Allowed To Share Tents With Other Scouts Who Are Less Than 2 Years in Age Difference
- ▶ Please Review The Youth Protection Booklet In The Front Of Your Scout's Handbook With Your Scout. Not Only Is This A Great Way To Talk To Your Scout About Safety, It Also Fulfills A Requirement For Scout Rank.

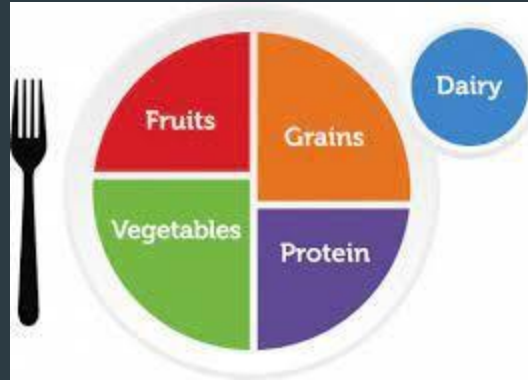
# Campout Information

- ▶ Details For Each Campout Are Posted In Scoutbook
- ▶ Scoutbook Generates A Troop Wide E-mail To RSVP
- ▶ Each Campout Has A Planning Meeting Before The Scheduled Meeting. Typically, Those Planning Meetings Are 5:30-6:30
- ▶ At These Meetings:
  - ▶ Scouts Select Tentmates
  - ▶ Decide Who Brings What
    - ▶ Example: One Scout May Bring The Tent and The Other May Bring The Tarp
  - ▶ Menus Are Decided \*\* More Information On Next Slide \*\*
  - ▶ Dates, Times & Location Information Are Discussed
  - ▶ Leaders Plan To Have Enough Drivers
- ▶ PLEASE MAKE SURE YOU RSVP TO EVENTS

# Camping Food

- ▶ When We Campout, Scouts Plan & Cook All Meals
- ▶ Each Scout, At Some Point, Will Purchase Food Needed For Campouts
  - ▶ Scouts Buying Food Should Bring The Food In A Separate Tote & Are Expected To Put Cold Items In A Cooler With Ice
  - ▶ The Troop Has Coolers That Can Be Borrowed & Picked Up At The Planning Meeting
- ▶ Please Save Your Receipts & Submit for Reimbursement For Food
- ▶ **IMPORTANT INFORMATION ABOUT MEALS**
  - ▶ Your Scout Will Need To Eat Dinner On Their Own on Friday Before We Leave
  - ▶ Meals Provided On the Campout Include:
    - ▶ Snacks on Friday Night
    - ▶ Breakfast, Lunch, Dinner and Snacks on Saturday
    - ▶ Breakfast on Sunday Prior To Leaving
  - ▶ **THERE IS A BUDGET - Scouts Are Thrifty**
    - ▶ The Goal Is To Stay Close To \$10.00-\$12.00/Scout Total
    - ▶ Each Patrol Handles Their Own Food
    - ▶ This Goal Should Include: 2 Evening Snacks, 2 Breakfasts, 1 Lunch & 1 Dinner
    - ▶ This Is Camping So Nothing Fancy
    - ▶ Scouts DO Need To Bring A Water Bottle With Them To Drink & The Troop Has Large Water Coolers For Refills
    - ▶ The Food Buyer Has The Authority To Adjust The Menu As Needed When Purchasing Food

# Camping Food Examples





# How Do I...

- ▶ Go on a campout with my scout...
  - ▶ You **MUST** be a registered member with BSA
  - ▶ This means you **MUST** have completed:
    - ▶ Youth Protection Training
    - ▶ An BSA Adult Application
    - ▶ The parts A&B medical forms
    - ▶ If you are camping more than 72 hours, you will also need the part C medical form
    - ▶ Paid the National and Council fees



# How Do I...

- ▶ Become an Assistant Scoutmaster or Committee Member ...
  - ▶ You **MUST** be a registered member with BSA
  - ▶ This means you **MUST** have completed:
    - ▶ Youth Protection Training
    - ▶ An BSA Adult Application
    - ▶ The parts A&B medical forms
    - ▶ If you are camping more than 72 hours, you will also need the part C medical form
    - ▶ Paid the National and Council fees
    - ▶ Complete additional training online for your chosen role

# How Do I...

- ▶ Become a Merit Badge Counselor...
  - ▶ You do not have to be a registered adult to become a Merit Badge Counselor
  - ▶ If you just want to be a MB Counselor only, you must complete:
    - ▶ Youth Protection Training
    - ▶ An BSA Adult Application
    - ▶ A Merit Badge Counselor Application
    - ▶ Complete additional training online for Merit Badge Counselors
    - ▶ Once you pay the \$25.00 fee and all of the above steps are completed, submit your receipt and the troop will reimburse you the \$25.00 fee
  - ▶ If you are already a registered adult, you must complete:
    - ▶ A Merit Badge Counselor Application
    - ▶ Complete additional training online for Merit Badge Counselors
    - ▶ Since you are a registered member, there are no additional fees for this role
  - ▶ You can look at our website to see who the MB Counselors are and what Merit Badge Counselors we still need
    - ▶ <https://troop1182.info>

# Applications & Forms

## ▶ Adult Application Link:

- ▶ <https://my.scouting.org/VES/OnlineReg/1.0.0/?tu=UF-MB-439taa0375>
- ▶ This Link Is For NEW ADULT Membership Applications
- ▶ It Is More Secure & Efficient
- ▶ If The Applicant Had A Previous Membership That Has Lapsed & Are Re-Applying, They Need To Fill Out A Paper Application Because The Online Version Does Not Check For Previous Membership.
  - ▶ Adult Paper Application Link: [524-501.pdf \(scouting.org\)](#)

## ▶ Youth Application Link:

- ▶ <https://filestore.scouting.org/filestore/pdf/524-406.pdf>
- ▶ This Link Is For A Paper Application That Can Be Filled Out Online & Needs To Be Printed Out & Given To The Troop For Processing
- ▶ You Can Register A Youth Online However, It May Be Easier To Pay Directly To The Troop & The Troop Would Pay Share To Council

# Applications & Forms Cont.

- ▶ QR Code for Adult & Youth Applications:



# Applications & Forms Cont.

- ▶ Merit Badge Counselor Application: <https://filestore.scouting.org/filestore/pdf/34405.pdf>
- ▶ Activity Consent Form: <https://filestore.scouting.org/filestore/pdf/19-673.pdf>
  - ▶ This Form Need To Be Filled Out Annually For All Members Under 21 Years Of Age
- ▶ Medical Forms On BSA Website: <https://www.scouting.org/health-and-safety/ahmr/>
  - ▶ See *WHAT FORMS DO I NEED?* For Additional Information On Medical Forms